

# OneMap UPSIDA GIS Portal

## (View Work Contract Help Manual)

### GIS Portal:

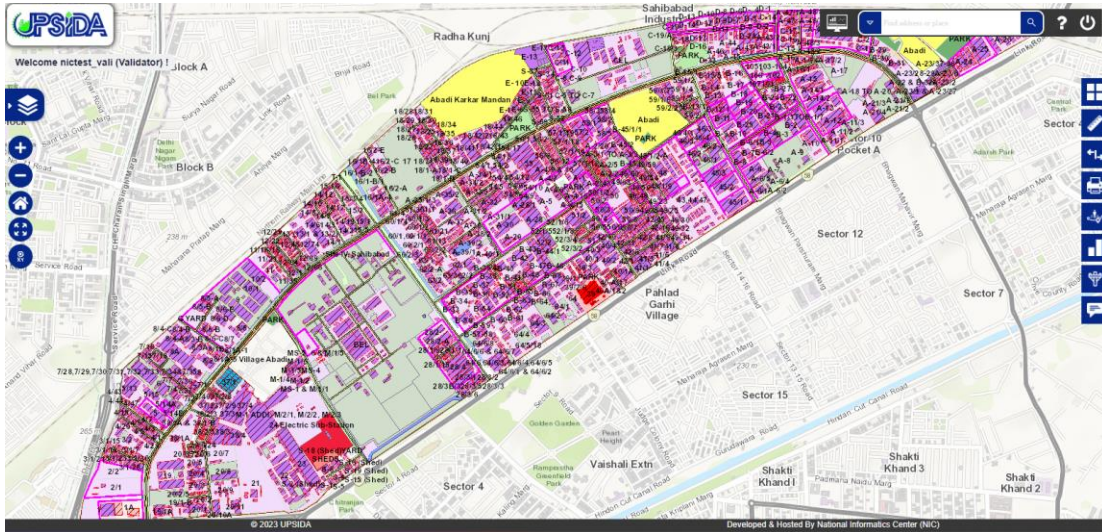


- User should login with their credentials (username and department) from the home page of the application.
- Upon successfully submitting for OTP, user must enter the OTP received on his mobile number to login into the portal.

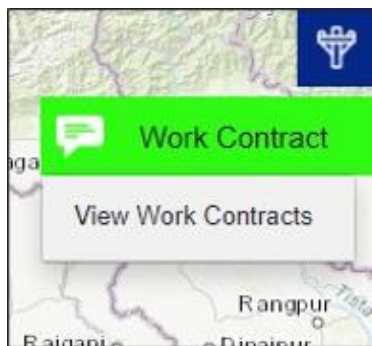


## Map View:

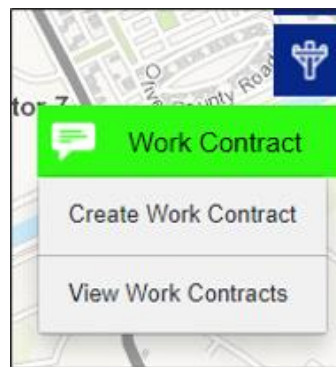
- User will be redirected to the map page once login is successful to his industrial area if the user has role as Editor or Validator or UP extent will be shown for admin user, where user can see the module for work contract.



- Hovering over work contract module, user can select 'View Work Contract' button to view the module for viewing geotagged images for the work contract.
- Only user with role Editor and designation as JE/Contractor from Engineering department and admins (all) can view the geotagged images for work contract.



**Module for Admin and Editor Users**



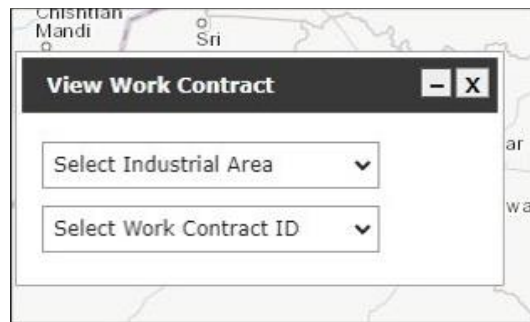
**Module for Validator Users**

## View Work Contracts:

- Users should select a work contract ID to view geotagged images.
- If the logged in user has role as Editor, then work contract assigned to him within their industrial area will only be shown to the user.
- If the logged in user is a Validator, then work contract in his industrial area will only be shown.



- If the logged in user is an Admin, then user should select the industrial area of interest and then select the work contract within the industrial area to view the geotagged images.



- Selecting a work contract ID will open a report to view the images in which details of the work contract will be shown.

Work Contract report for Work Contract ID - 123NIC													Download
Show	Division	Work Name	Industrial Area	Work Type	Work Sub Type	Work Contract ID	Contract Value (INR)	Start Date	End Date	Editor	Editor Mobile	Validator	Validator Mobile
Show	ED	Electrical	Site-IV, Sahibabad	Cleaning;Repair	Streetlights, etc ;Cleaning of Sewerage Network(Including Manhole Cleaning);Roads/Patchwork	123NIC	123456	2024-01-18	2024-06-19	newm1	1111111111	akki	23412412412

Total Items: 1

- User should click on "Show" button to view the images table to view the images. Delete will only be shown to the user with role as Validator.

Work Contract geo-tagging report for Work Contract ID - 123NIC													Download
Before	After	Before Timestamp	After Timestamp	Industrial Area	Work Type	Work Sub Type	Work Contract ID	Measurement	Editor	Editor Mobile	Validator	Validator Mobile	
<a href="#">View before images</a>	<a href="#">View after images</a>	2024-01-24 05:08:27	2024-01-25 08:09:27,2024-01-26 08:09:27	Site-IV, Sahibabad	Cleaning	Jungle Cleaning	123NIC	123 No	gilbert	9047386439	nictest_vali	9840035754	
<a href="#">View before images</a>	<a href="#">View after images</a>	2024-01-29 09:51:16	2024-01-29 10:51:16	Site-IV, Sahibabad	Repair	Roads/Patchwork	123NIC	123 Ton	gilbert	9047386439	nictest_vali	9840035754	

Total Items: 2

Before	After	Delete	Before Timestamp	After Timestamp	Industrial Area	Work Type	Work Sub Type	Work Contract ID	Measurement	Editor	Editor Mobile	Validator	Validator Mobile
<a href="#">View before images</a>	<a href="#">View after images</a>	Delete	2024-02-01 14:44:59	2024-02-01 14:43:49	Site-IV, Sahibabad	Cleaning	Drain Cleaning	nictest	123	gilbert	9047386439	nictest_vali	9840035754
<a href="#">View before images</a>	<a href="#">View after images</a>	Delete	2024-02-01 13:43:49	2024-02-03 14:43:49	Site-IV, Sahibabad	Painting	Grill, Kerb Stone, Wall, Pole, RCC Signboards	nictest	123	gilbert	9047386439	nictest_vali	9840035754

Total Items: 3

- In images report, user can view both before and after condition images from the respective tabs. Here, before means the images before the work has started, and after means the images taken after the work has started/finished.



- On clicking on the image name, the image will be shown.
- If the logged in user is a Validator, then the user can delete images by clicking on delete button for deleting the entry or cross mark to delete an image.



- Alert will be shown when the Validator user tries to delete the image to confirm the image deletion.